



NEW
HARBOR
GROUP

SURVEY OF CAMPAIGN CONTRIBUTIONS BY THE RHODE ISLAND BUSINESS COMMUNITY DURING THE 2014 STATE ELECTIONS

Survey of Campaign Contributions by Rhode Island Business Leaders During the 2014 State Elections

This document summarizes campaign contributions made by Rhode Island business leaders to state and local candidates in Rhode Island during the 2014 election year. The numbers in this document are drawn from campaign finance records for the calendar year 2014 which are available on the State Board of Elections website. No contributors are mentioned by name. The document was compiled in large part by Nathan McGuire (Boston College, Class of 2016), Kate Mancosh (Furman University, Class of 2017) and Matthew Romano (Boston College, Class of 2018).

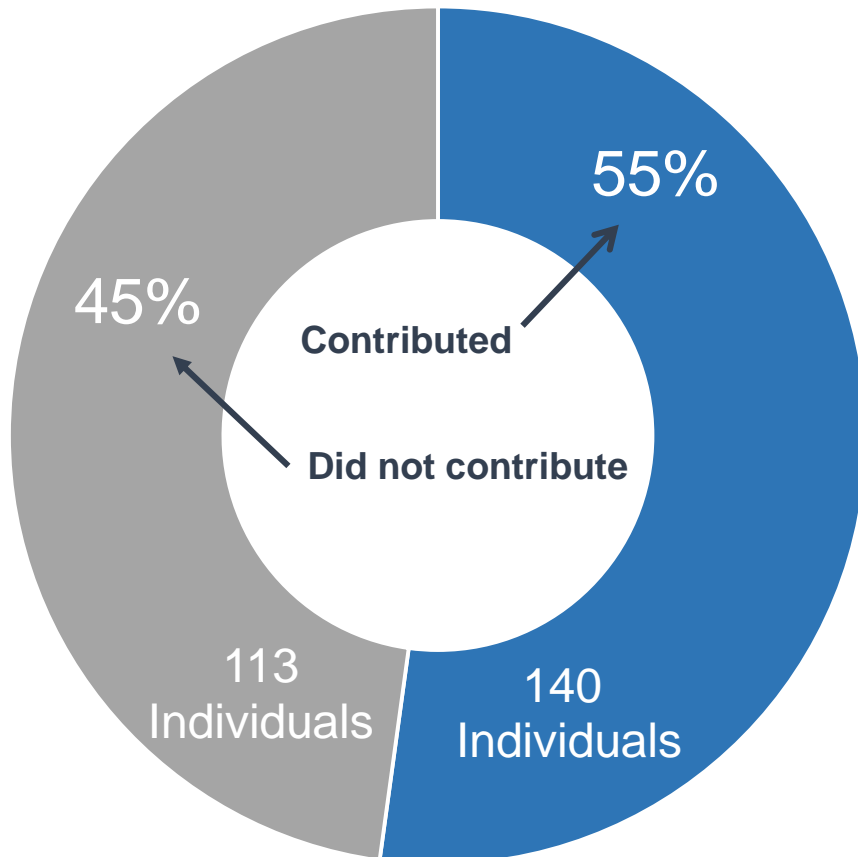
For the purposes of this survey, “business leaders” are defined as members of the governing body listed on the respective websites of the four largest chambers of commerce (Greater Providence, Northern Rhode Island, Newport County,

and Central Rhode Island) and the Rhode Island Public Expenditure Council (RIPEC). It should be noted that Rhode Island law does not require contributions of \$100 or less to be reported by name on candidate campaign finance reports. Any contributions in these amounts that were not reported by name are not part of the totals in this survey.

The sources for all data in this document are on the website of the Rhode Island State Board of Elections. In some instances those records may be inaccurate, difficult to read, contradictory, or non-existent. This may affect the accuracy of some of the data in this survey.

Business Community

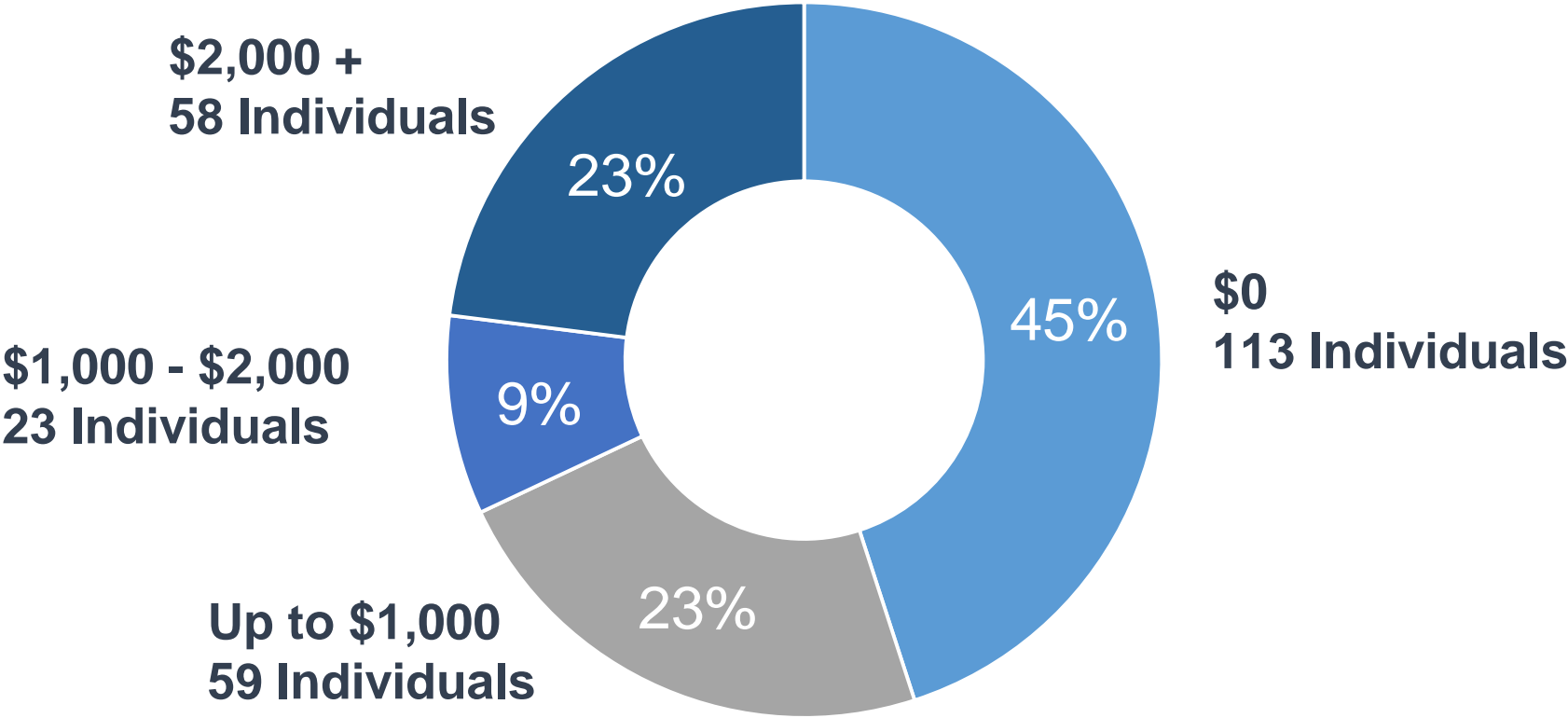
Who Gives?



Of the 253 people who served on the governing boards of the four largest chambers of commerce and RIPEC, 140 made reportable contributions to state or local candidates in 2014.

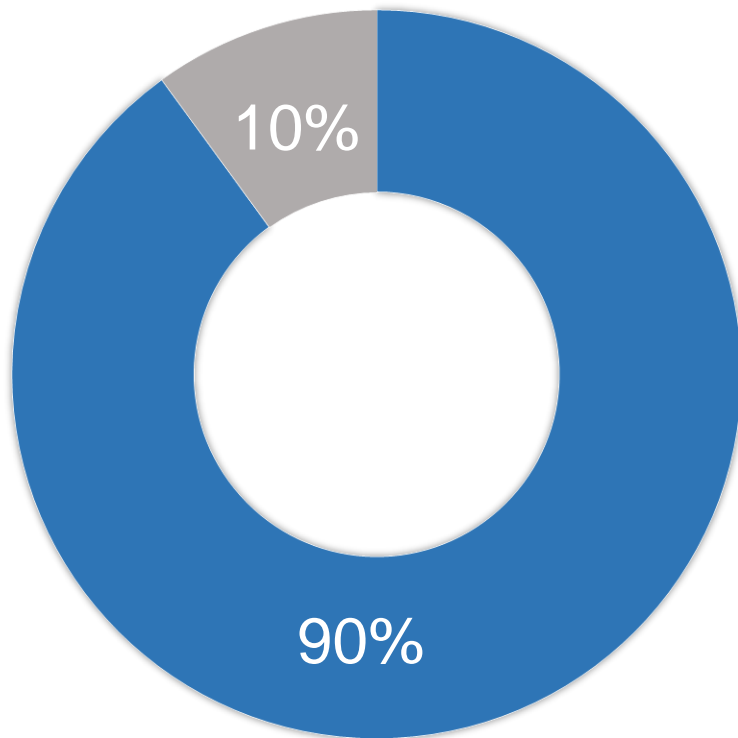
How much did they give?

Contribution Ranges



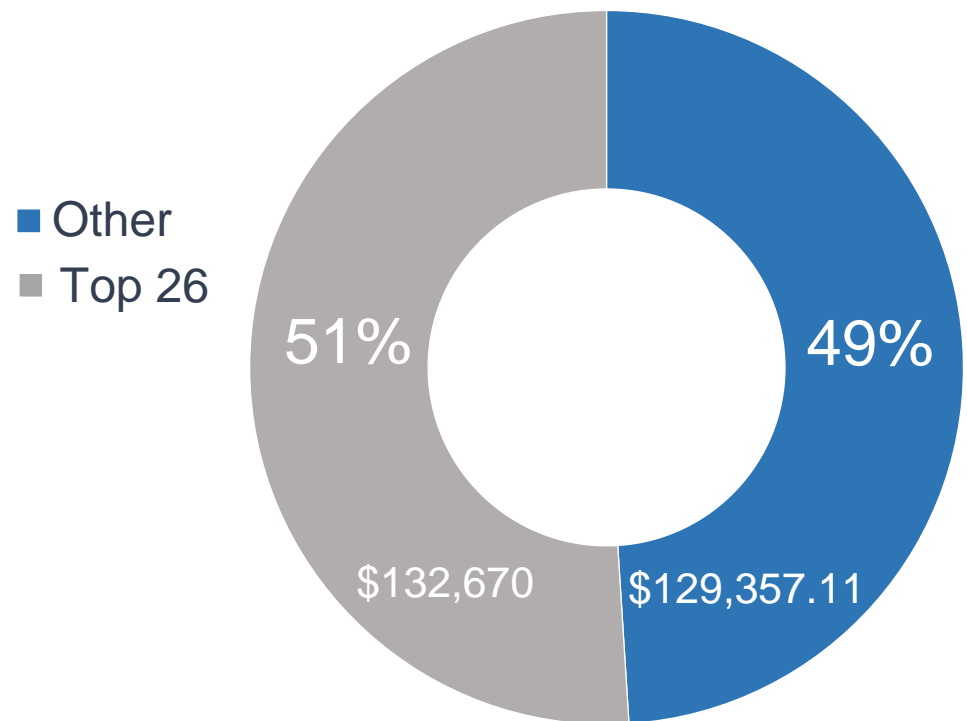
Only 26 Contributors Accounted for the Majority of Contributions

The Top 26 Contributors



Total of 253 Individuals

What the Top 26 Contributed



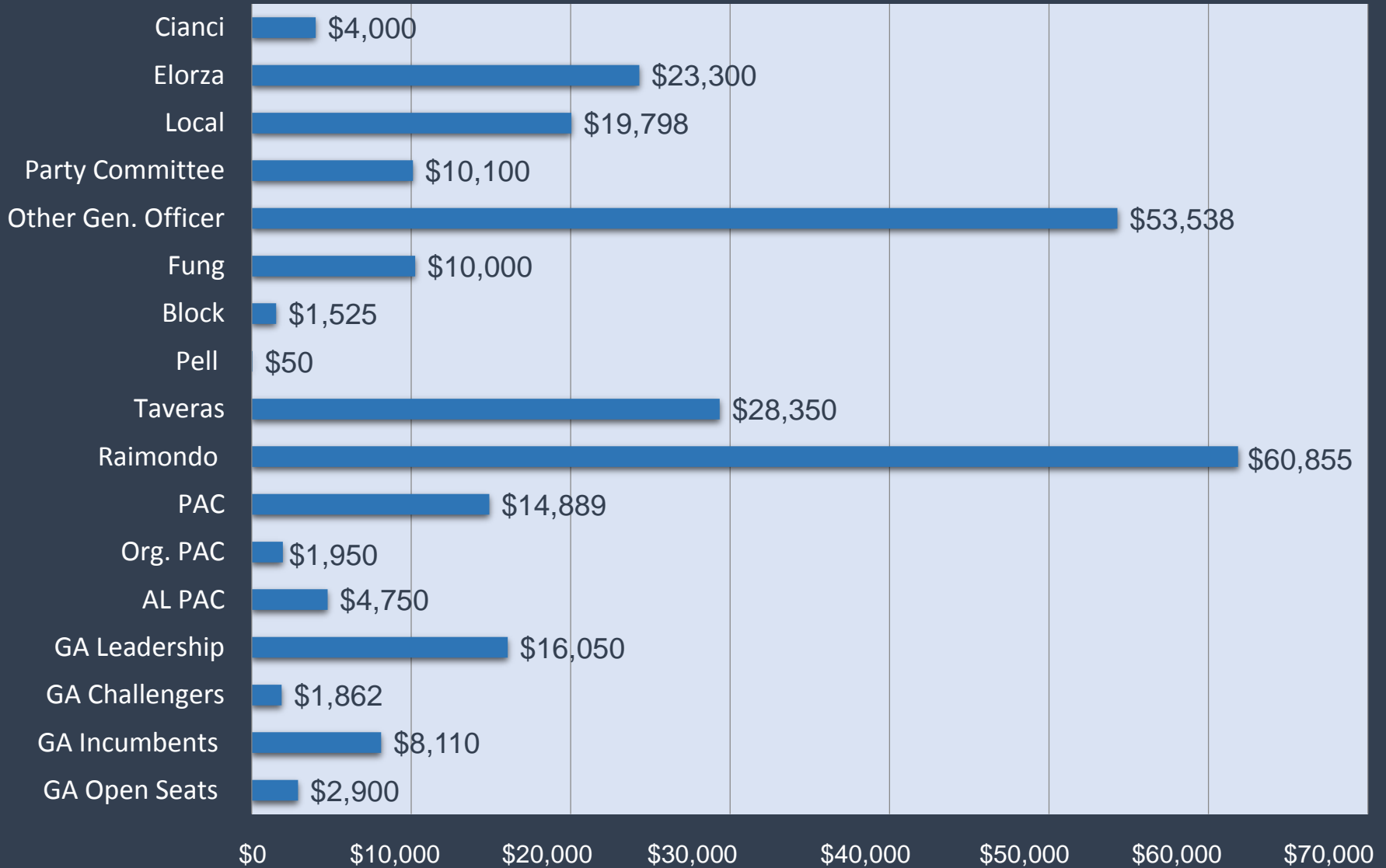
Total of the \$262,027.11 Contributed

Survey Key

This survey compiles recorded contributions made by business leaders to individuals, or in a number of broad categories. Those individuals and categories are listed below:

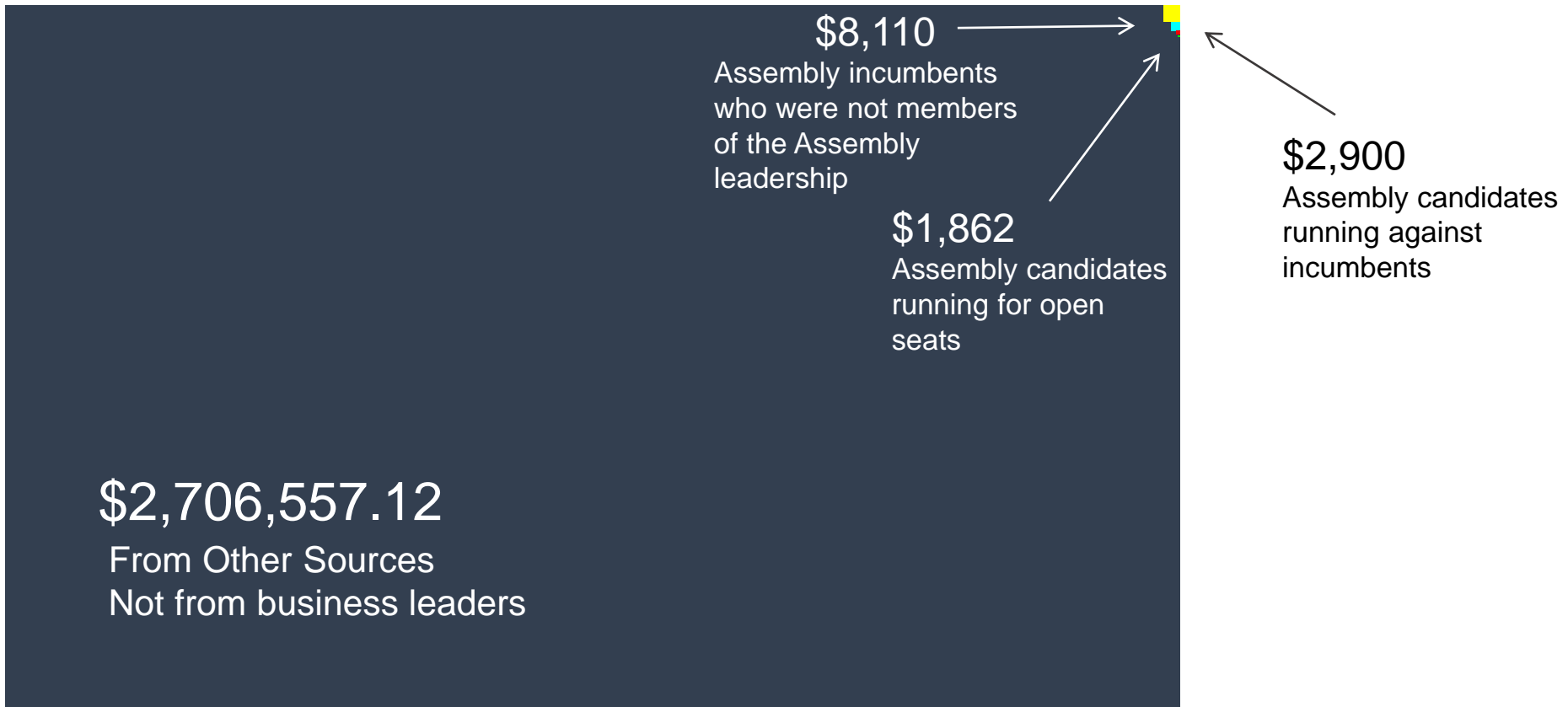
- **Organization PAC** – A donation to the Political Action Committee (PAC) for the Chamber where the individual is a member of the governing board. Only the Greater Providence and Northern Rhode Island chambers have a PAC.
- **PAC** – A donation to any PAC other than an assembly leadership PAC.
- **Governor Lincoln Chafee; General Treasurer Gina Raimondo; Clay Pell; Mayor Angel Taveras; Ken Block; Mayor Allan Fung**
- **Other General Officer** – Other General Officers, including Lieutenant Governor Elizabeth Roberts, Attorney General Peter Kilmartin, Secretary of State Ralph Mollis and candidates:
 - For Lieutenant Governor - Mayor Dan McKee, state Rep. Frank Ferri, Catherine Taylor;
 - For Secretary of State - Nellie Gorbea, Guillaume DeRamel;
 - For Attorney General - state Sen. Dawson Hodgson
 - For General Treasurer - Seth Magaziner, Frank Caprio, Ernie Almonte
- **Party Committee** – A donation to the state or local party committee of the Democratic or Republican parties.
- **Local** – A donation to a candidate in a local (non-state) race. These would include Mayor or other municipal executive, town council, school committee or some other municipal officer.
- **AL PAC** – General Assembly Leadership PACs. These include a donation to the Fund for Democratic Leadership, Fund for Democratic Priorities, RI Senate Democrats PAC, RI Senate Leadership PAC, RI House Leadership PAC, and the House Republican Leadership PAC.
- **Assembly Leadership** – A donation to the following: Reps. Gordon Fox, Nicholas Mattiello, John DeSimone, Helio Melo, Ray Gallison; Senators M. Teresa Paiva-Weed, Dominick Ruggiero, Daniel DaPonte
- **Other Assembly** – A donation to any candidate for the General Assembly not listed above. This category has been broken down into:
 - Incumbent Assembly members running for re-election;
 - Candidates for the Assembly running against an incumbent, and;
 - Candidates running for an open Assembly seat.

Who did they give to?

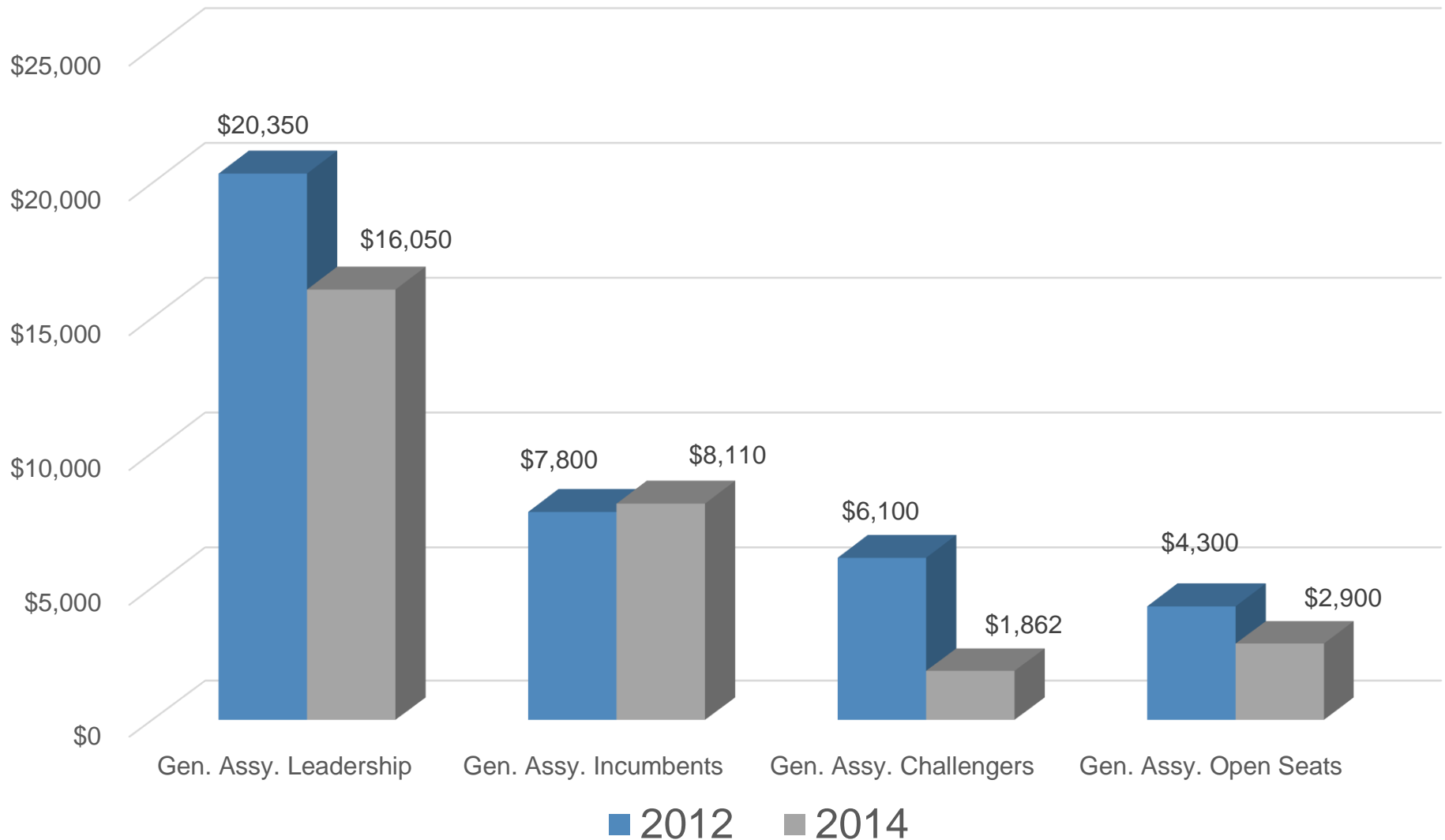


In 2014, candidates for the General Assembly raised \$2,735,479.12 for their campaigns:

Of that amount, business leaders contributed:

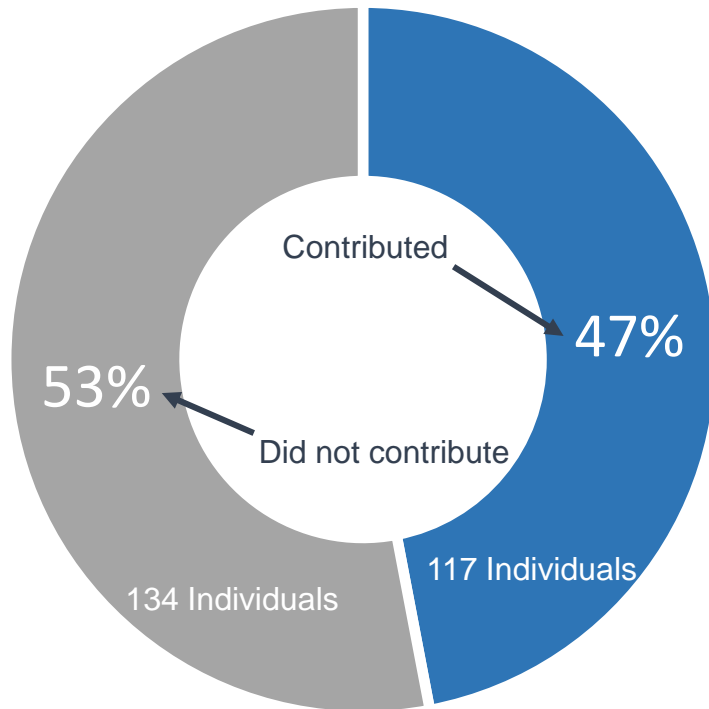


Contributions to the General Assembly from the Business Community, 2012 vs. 2014



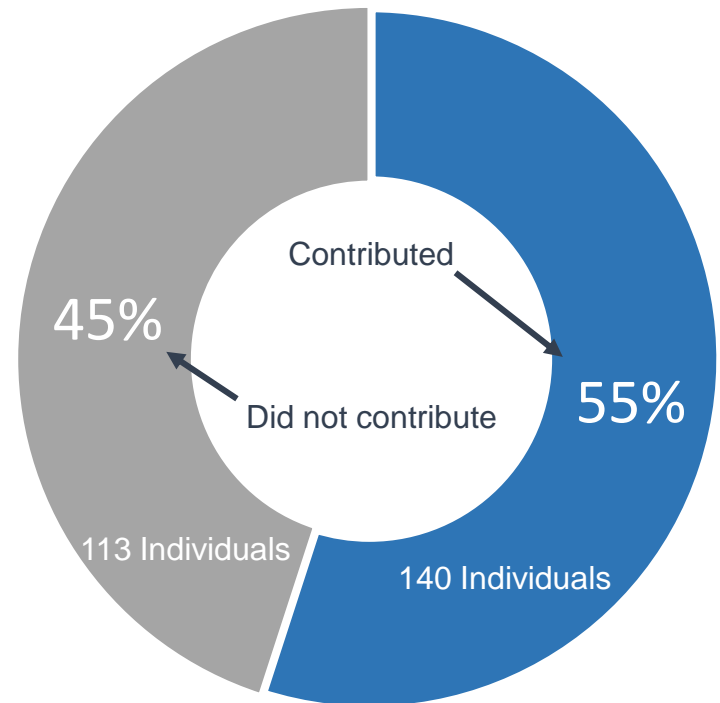
Who Gives? 2012 vs. 2014

2012



Total of 251 individuals who served on the boards of the four largest chambers of commerce and RIPEC in 2012.

2014



Total of 253 individuals who served on the boards of the four largest chambers of commerce and RIPEC in 2014.